

Larry S. Helms
& Associates
INSURANCE SERVICES

704.893.2793
www.LarryHelms.com

March 2025

Spring Home and Yard Prep



Fresh Air and Longer Days! Time to Air Out and Clean Out!

Tips to get the house ready for Spring!

Update Windows - Adding weather stripping, repainting, and fixing cracked glass will all help make sure your windows look good and protect your home from the summer heat.

Re-caulk Windows + Doors - Maintaining a properly sealed house helps keep the cool air in which means lower energy bills for you and your family.

Fix Damaged Screens - Even the smallest tear in a screen can let dozens of mosquitoes and flies into your screened-in porch or patio.

Clear the Roof and Gutters - Inspect the roof for any piles of leaves or debris, that tend to hold moisture, that may build up on the roof. Also check the gutters: look for blockages, disconnected sections, holes, or other damage that might deter their effectiveness during heavy rain.

Service the Air Conditioner - Air conditioners work hard in the summer—and so do AC technicians. Have your air conditioner serviced early, rather than later.

Install or Update Ceiling Fans - Fans offer a quick and easy style update that also prepares a space to combat heat in the coming months. Fans also contribute to a home's energy savings by producing a windchill effect that can help people feel cooler than the actual temperature.

Switch Direction on Ceiling Fans - Most fans are designed so you can flip a switch at the base of the fan to change the direction of the rotation. In the summer months, the blades should run forward — or rotate counter-clockwise — to move the air down, creating a breezy effect.

Update House Numbers - Consider replacing them with numbers that are larger in scale, and position them under a light fixture for better visibility after the sun goes down.

Sources: bhg.com/home-improvement/advice/maintenance-repair/spring-home-maintenance-projects/ and hgvt.com/outdoors/outdoor-spaces/decks--porches-and-patios/12-easy--breezy-porch-decorating-ideas-pictures

Tips to get the yard/patio/deck ready for Spring!

Check Railings, Fences, and Walkways - Check for loose railings around the house, but particularly those at stairs. Evaluate driveways and sidewalks for any cracks and unevenness that could be tripping hazards. Look over fences to see if any repairs are necessary.

Update Exterior Lighting - Check existing outdoor light fixtures around the house and yard (don't forget the garage) and replace any burned-out bulbs or solar lights that no longer hold a charge. Make sure motion-sensing lights are functioning, too. Consider adding lights to pathways and drop-offs, like front steps or landscape perimeters, for maximum safety when it's dark. You can also enhance curb appeal by updating existing fixtures with a new style.

Refresh Exterior Paint and Stain - The weather is usually warming up, but not yet reaching those hot summer temps, creating optimal conditions to complete a paint or stain project outside. Spring is when more homeowners start putting their houses on the market again, and a good-looking exterior can help increase the value of the home.

Re-Paint Your Front Door - Summer sun and heat can do a number on a wood door, warping and cracking its surface over time. Re-painting your door not only helps seal the wood and protect it from the elements, but it gives your entry a nice little facelift.

Prep Outdoor Irrigation - Replace or repair leaky, cracked hoses and spigots, and be sure to check sprinklers and irrigation systems.

Power/Pressure-Wash Surfaces - A thorough pressure washing will have the exterior of your home renewed for the season. It's a fast way to get rid of salt and grime that builds up over the winter months. Many surfaces, including driveways, concrete pavers, decks, and siding, can be power-washed.

Tackle Outdoor Landscaping - Between pruning, planting, and fertilizing, there are a number of tasks to ready the yard.

Address the Mailbox - Check to make sure your mailbox is upright, sturdy, and the door can open and close easily.

Inspect Outdoor Cushion Covers - Indoor/outdoor cushions and pillows take a beating, so give them a good once over to make sure they're still in decent condition. Consider removing covers and washing them.

Wipe Down Outdoor Furniture - While rain showers wash away some dirt and pollen, a thorough wipe down, including the nooks and crannies, goes a long way to keeping outdoor furniture looking its best.

Clean Outdoor Rugs - An outdoor rug will last a lot longer if you periodically vacuum it, hose it off, then let it dry out thoroughly. Even when it's considered an "outdoor" rug, it needs the occasional TLC, too.

Get That Grill Ready - If you cook out often, a deep clean twice a year is necessary to keep your grill in top form. And don't forget to keep the grill's exterior wiped down, too. Note: Always disconnect the gas before you do a deep clean!

Sources: bhg .com/home-improvement/advice/maintenance-repair/spring-home-maintenance-projects/
and hgtv .com/outdoors/outdoor-spaces/decks--porches-and-patios/12-easy--breezy-porch-decorating-ideas-pictures

April 2nd - National Peanut Butter and Jelly Day
















On April 2nd each year, National Peanut Butter and Jelly Day celebrates a classic food favorite. The average American will have eaten over 2000 peanut butter and jelly sandwiches by the time they graduate from high school.

#PeanutButterAndJellyDay

Peanut butter was considered a delicacy in the early 1900s and was only served in New York City's finest tea rooms. In a May 1896 article published in the Good Housekeeping magazine, a recipe "urged homemakers to use a meat grinder to make peanut butter and spread the result on bread." That same year, in June, the culinary magazine Table Talk, published a "peanut butter sandwich recipe."

source: nationaldaycalendar .com/national-day/national-peanut-butter-and-jelly-day-april-2

LarryHelms.com - Our Team can find the right solution for you!

| | | | | |
|--|--|---|--|---|
| <p>Beth Atkinson</p>  <p>Commercial Lines Account Manager</p> <p>704-893-2793 ext 313</p> | <p>Pedro Blancas</p>  <p>Producer</p> <p>704-893-2793 ext 310</p> | <p>Teri Bunch</p>  <p>Producer</p> <p>704-893-2793 ext 301</p> | <p>Crystal Hartis</p>  <p>Commercial Lines Account Manager</p> <p>704-893-2793</p> | <p>Catherine Hoyo Mu</p>  <p>Producer</p> <p>704-893-2793 ext 309</p> |
| <p>Paul Kaperonis</p>  <p>Producer</p> <p>704-893-2793 ext 308</p> | <p>Karen Loughery</p>  <p>Personal Lines Account Manager</p> <p>704-893-2793 ext 314</p> | <p>Lettie Palmer</p>  <p>Commercial Lines Account Manager</p> <p>704-893-2793 ext 302</p> | <p>Meredith Privette</p>  <p>Commercial Lines Account Manager</p> <p>704-893-2793</p> | <p>Robert Ross</p>  <p>Producer</p> <p>704-893-2793 ext 304</p> |
| <p>Dolores Serrano</p>  <p>Commercial Lines Account Manager</p> <p>704-893-2793 ext 306</p> | <p>Jim Short</p>  <p>Commercial Lines Account Manager</p> <p>704-893-2793 ext 312</p> | <p>Chris Webb</p>  <p>Producer</p> <p>704-893-2793 ext 305</p> | | |

Larry S. Helms
& Associates
INSURANCE SERVICES

Larry S. Helms & Associates Insurance Services
4389 Indian Trail Fairview Rd., Suite 2, Indian Trail, NC 28079

704.893.2793

